


IDC-Hybrid terminals with IDC and screw connection IDK 1.5N/ZB

NEW



Weidmuller's latest insulation displacement (IDC) hybrid terminal, IDK 1.5N/ZB, offers a combination of IDC and screw clamp technology in a compact package, which provides OEMs the best of both worlds to capitalize on the time-saving IDC technology, yet continue to provide standard screw clamp technology for field wiring.

Thanks to external tensioning spring to the IDC contacts and a visual positioning of the wire guide, IDC contacts guarantee the best possible contact that is safe and reliable.

IDC technology offers an estimated time savings of up to 76% in comparison to conventional screw clamp methods of connection.

United States

Weidmuller
821 Southlake Blvd.
Richmond, Virginia 23236
Telephone: (800) 849-9343
Facsimile: (804) 379-2593
Email: info@weidmuller.com
Website: www.weidmuller.com

Canada

Weidmuller, Canada
10 Spy Court
Markham, Ontario L3R 5H6
Telephone: (800) 268-4080
Facsimile: (905) 475-2798
Email: info1@weidmuller.ca
Website: www.weidmuller.ca


Mexico

Weidmuller, Mexico
Ave. Ingenieros Civiles 204-B
Conjunto Industrial Chachapa
Chachapa Amozoc, Puebla
72990, Mexico
Telephone: 01 222 2866246/47/48
Facsimile: 01 222 2866242

Hybrid terminals

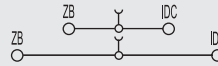
IDK 1.5 N/ZB

1.5 mm²



Width/Length/Height w. TS35x7.5 mm
 Max. current / max. cond. cross-section A/mm²
 Max. clamping range mm²

5.1 x 95.3 x 52.8
/ 1.5
0.21 ... 1.5



Technical data

Rated data
 Rated voltage V
 Rated current A
 Rated cross-section AWG
 Rated impulse voltage / Deg. of soiling kV/-
 Plug gauge IEC 60-947-1 / flammability class acc. UL94
 Approvals

IEC 60947-7-1 / IEC 60352-4 EEx e II Ex II 2 G D

IEC	UL	CSA	EN 50019
500		300	
17.5		10	
1.5 mm ²		26...12	
6 / 3			
A3 / V-0			

Clampable conductors in mm²
 Solid / stranded mm²
 Flexible / flexible w. wire end ferrule mm²

Rated connection	Additional connection
0.21...1.5	0.5...4
0.21...1.5	0.5...4 / 0.5...2.5

Clampable conductors AWG
 Solid / stranded
 Flexible / flexible w. wire end ferrule
 Tightening torque range clamping screw Nm
 Stripping length / blade size mm / -

Rated connection	Additional connection
AWG 24...16	AWG 26...12
AWG 24...16	AWG 26...12
- / 0.6 x 3.5	10 / 0.6 x 3.5

Information

Conductor < 0.5mm² / AWG 24 with IRH 1.5


Ordering data

Version

Type	Qty.	Part No.
IDK 1.5N	50	1891950000
IDK 1.5N BL	50	1896720000

Information

Accessories

Cross-connection, pluggable
 (ZQV)
 2-pole
 3-pole
 4-pole
 10-pole

Type	Current [A]	Qty.	Part No.
ZQV 2.5/2	24	60	1608860000
ZQV 2.5/3	24	60	1608870000
ZQV 2.5/4	24	60	1608880000
ZQV 2.5/10	24	20	1608940000

End plate / partition
 dark beige Wemid
 blue Wemid

Width [mm]			
IAP 1.5N/DK -ZB	2	50	1896710000
IAP 1.5N/DK-ZB BL	2	50	1896730000

End bracket
 dark beige Wemid

Width [mm]			
WEW-35/2	8	100	1061200000

Test adapter
 Standard version
 With spigot

ITA 1	25	1803800000
ITA 1/ZA	25	1803810000

Screwdriver


SWIFTY SET	1	9006060000
------------	---	------------

Reducing sleeves
 for conductors < 0.5mm² / AWG 20

IRH 1.5	100	1804510000
---------	-----	------------

Cover
 With elec. shock warn. symbol
 neutral

IAD 1/4 GE	20	1805500000
IAD 1/4 GE Neutral	20	1818420000

Marking systems
 Middle
 Page

Snap Mark	50	1805880000
WS 10/5		1792000000